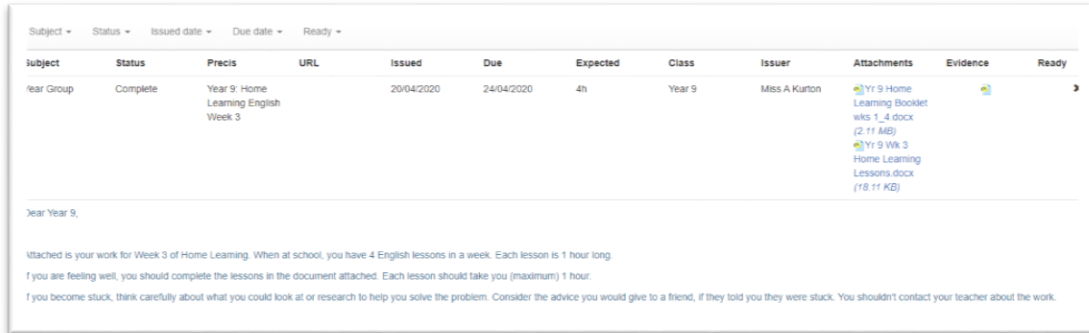




Submitting Homework via Insight & Receiving Feedback

Insight has now been set up to allow students to upload homework for their teachers to review & give feedback.

On the homework screen you will see the **Evidence** column (see screenshot below, between Attachments & Ready). Please only send homework for review when a teacher has asked you to submit your work.

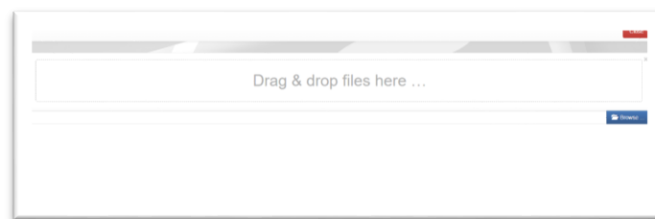


Subject	Status	Precis	URL	Issued	Due	Expected	Class	Issuer	Attachments	Evidence	Ready
Year Group	Complete	Year 9: Home Learning English Week 3		20/04/2020	24/04/2020	4h	Year 9	Miss A Kurton	Yr 9 Home Learning Booklet wks 1_4.docx (2.11 MB) Yr 9 Wk 3 Home Learning Lessons.docx (18.11 KB)		

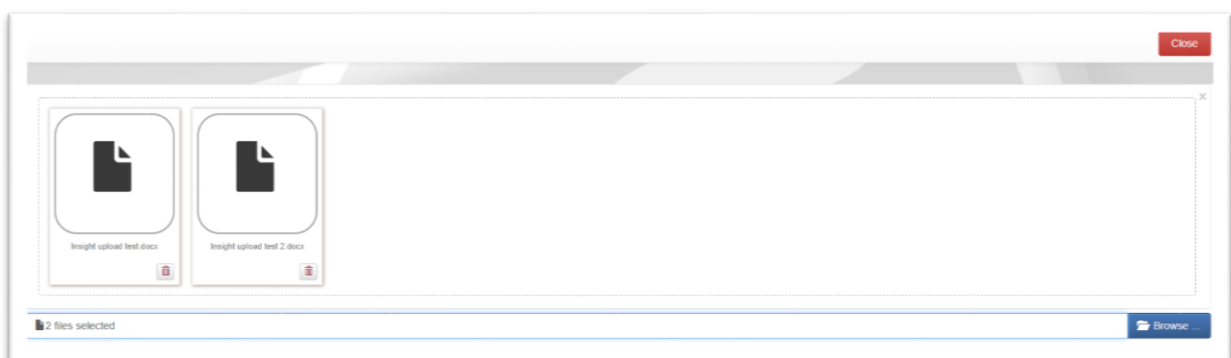
Year Year 9.

Attached is your work for Week 3 of Home Learning. When at school, you have 4 English lessons in a week. Each lesson is 1 hour long. If you are feeling well, you should complete the lessons in the document attached. Each lesson should take you (maximum) 1 hour. If you become stuck, think carefully about what you could look at or research to help you solve the problem. Consider the advice you would give to a friend, if they told you they were stuck. You shouldn't contact your teacher about the work.

When you are ready to send a piece of work to your teacher, click on the **Evidence** button to display the following screen:



Click on the blue **Browse** button to navigate to the directory where your homework is stored. Select your homework file, then click **Open** to upload it. You can upload more than one file, but wherever possible please try to submit your work as a single file (for example a document or an image), unless your teacher has asked you submit multiple files. You could use an app like Microsoft Lens to edit and combine images you wish to submit. Once you've finished uploading your homework, click on the red **Close** button.



If you upload a file by mistake, clicking on the little red dustbin in the bottom right corner will remove the file.

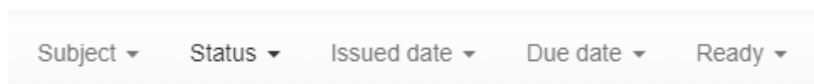


Receiving Feedback from teachers

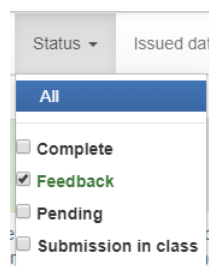
You will be able to see your teacher's feedback comments on your homework page – your teacher's comments will show in bold text beneath the homework task.

Feedback	AS exam practice and other things to do	24/03/2020	03/04/2020	12C/Ph-1W	Mr D Cooper	✕
<p>Hello - I hope you are all well. In addition to the work set on astrophysics by Dr Hambidge, please could you do some exam practice by completing the 2018 physics AS papers (1 and 2). I suggest you do the papers with three colour pens - black for first attempt with no help, blue for the second with text book/google and green with the mark scheme and examiner's report (these can be surprisingly useful as they list common errors and give tips for boosting marks). Please email me with any queries dcooper@wellswayschool.com. You can find the papers at either of these sites:</p> <p>https://www.aqa.org.uk/subjects/science/as-and-a-level/physics-7407-7408/assessment-resources or https://www.physicsandmathstutor.com/past-papers/a-level-physics/</p> <p>In addition to this, you have a great opportunity to read around the subject and watch some documentaries. I know that Dr Hambidge has recommended some particle physics books for you previously. Jim Al-Khalili has some great documentaries on quantum physics like this one on youtube: https://www.youtube.com/watch?v=ISDBAF-ysi0</p> <p>In terms of Astrophysics, Carl Sagan's Cosmos is old, but worth a watch: https://www.youtube.com/watch?v=gfCc7ZJJHIM&list=PLyuW1ECdbdjPmqxuC7vCXzqPAIo5YOTq and Brian Cox's Wonders of the Universe is a more modern take on it: https://www.youtube.com/watch?v=41eV6pHjAZk</p> <p>Stephen Hawking's books are worth a read: A Brief History of Time and The Universe in a Nutshell, and Our Cosmic Habitat by Martin Rees is also a good one.</p> <p>Season 1 of Genius (Albert Einstein) is worth watching - I believe it's only available on some pay to view services though.</p> <p>Best wishes! If you get bored, let me know - there's plenty more I can recommend.</p> <p>D Cooper</p>						
<p>All of your answers are correct with the exception of 3(ii). Your responses show excellent structure and clarity, and your use of vocabulary is very good. Please try 3(ii) again, but start by using the formula for the resistance of two components in parallel.</p>						

You can use the filter buttons at the top of the homework page to filter the homework tasks displayed.



When you click on the Status filter button, you will see the new **Feedback** option. If you tick just this option, only homework tasks with teachers' **Feedback** comments will be displayed.



RM Unify

Don't forget you are able to use **RM Unify** to access your school email account, documents, network drives, school systems & Microsoft Office. **RM Unify** can be used on any device including smart phones and tablets on Apple or Android.

If you want to access RM Unify from home or outside of the school please go to the school website & follow the RM Unify link in the top right hand corner. You will need to enter either your school username or email address & password. Full instruction for using RM Unify are on the school website in the **Student Area**, under **School Email & School Access**.

If you have difficulty logging into RM Unify, or can't remember your email address or password, please send an email to insight@wellswayschool.com.