

GCSE History


Miss Grady

*DCD Humanities
History lead*

What we will be studying

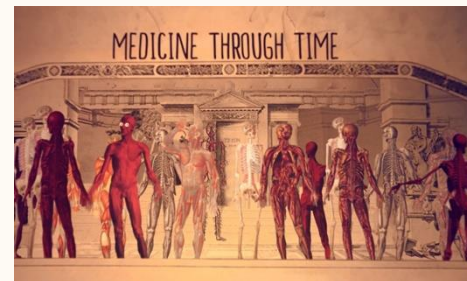
Paper 1:

1. Conflict and tension 1919-1939
2. Germany 1890-1945: Democracy and Dictatorship



Paper 2:

1. Britain: Health and the people: 1000 – present day
2. Elizabethan England 1568-1603



Key Stage 4 – History Learning Journey

Paper 2 - Elizabethan England

Unit One – How did Elizabeth keep control of her Government?



Unit Two– Was Elizabeth’s Middle Way a success?



Unit Three – Was Elizabethan England a ‘Golden Age’?



Unit Four – Did Elizabethan voyages lead to war with Spain?



Unit Five – How does a site show an understanding of Elizabethan England?



A-LEVELS

Paper 1 - Conflict & Tension: 1919-1939

Unit Three – How did Appeasement lead to World War 2?



Unit Two – Was the League of Nations a failure?



Unit One – Did the Treaty of Versailles lead to international conflict?



YEAR 11

Paper 1 - Germany 189-1945: Democracy & Dictatorship

Unit One – How strong was Germany under Kaiser Wilhelm?



Unit Two – How was Hitler able to rise to power?



Unit Three – Did the Nazi’s succeed in controlling everyone in Germany?



Unit Four – How did WW2 impact Germany?



Paper 2 - Britain: Health and the People c1,000 to present day

Unit Four – Is the government responsible for modern medical progress?



Unit Three – Did the Industrial Period see a ‘revolution in medicine’?



Unit Two – Was there drastic advancement in medicine during the Renaissance?



Unit One - Why did medicine stand still in the Middle Ages?



YEAR 10

Your child's
learning
journey

External Assessment

Paper 1	Paper 2
Written exam Summer 2026 Time: 2 hours	Written exam Summer 2026 Time: 2 hours
Content: 1. Conflict and tension 1919-1939 2. Germany 1890-1945: Democracy and Dictatorship	Content: 1. Britain: Health and the people: 1000 – present day 2. Elizabethan England 1568-1603

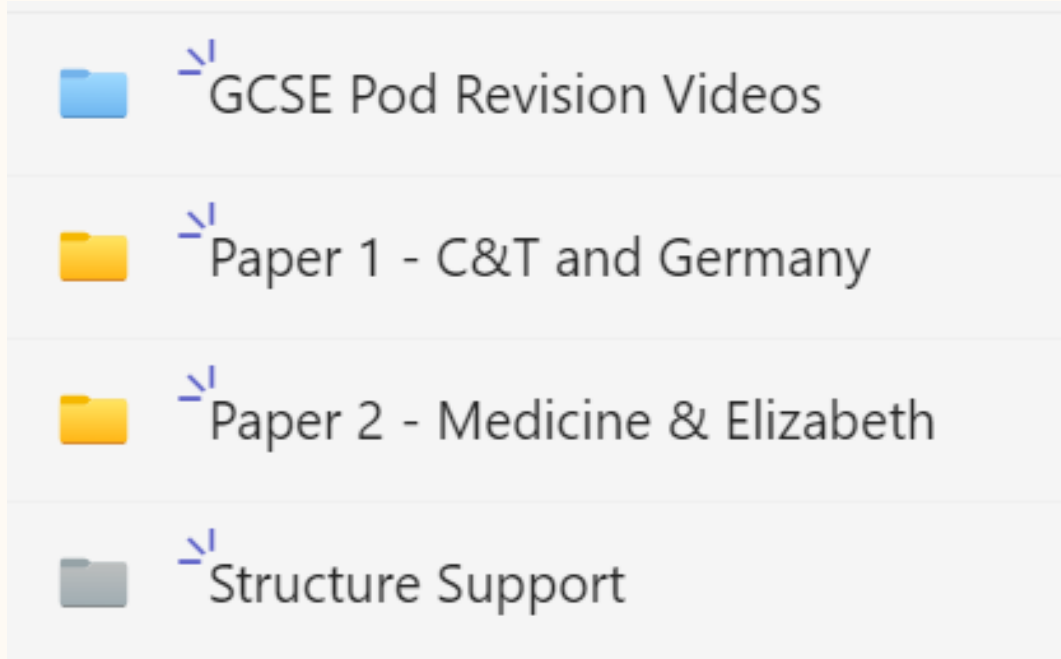
Key points:

1. No coursework
2. All assessments will be completed in 2 exams at the end of year 11
3. All lesson resources, GCSE pod videos and revision resources will be available via their Microsoft Teams channel

Key tactics to support your child.

1. Log into BROMCOM and check for homework
2. Encourage your children to discuss their History work
3. Ensure missed lessons are caught up, you never know if it will be the one you need!

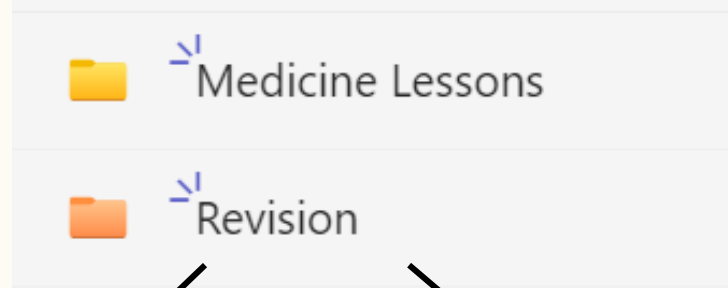
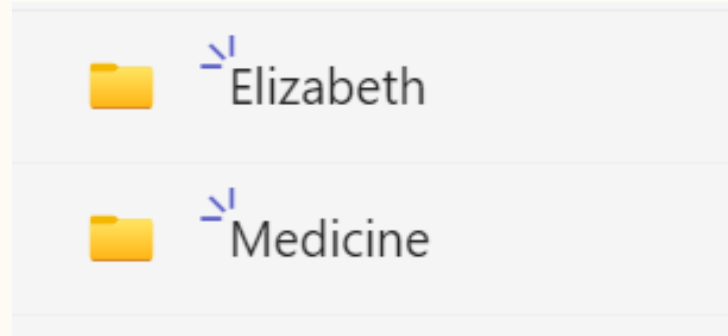
Microsoft Teams – the key to History resources



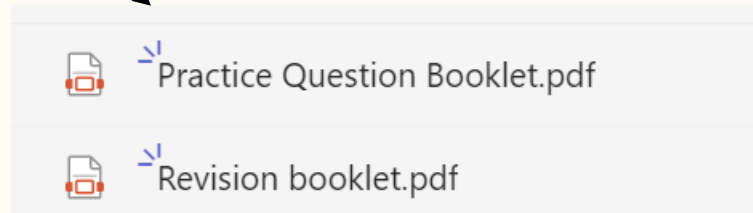
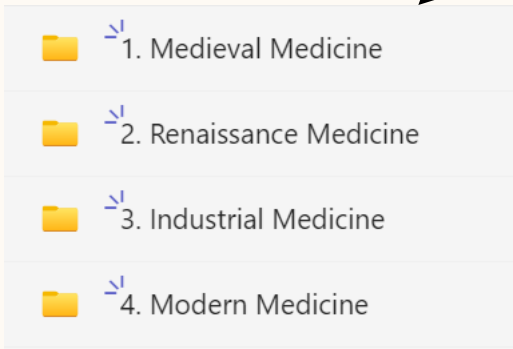
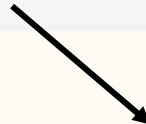
Under class materials:

1. Revision resources – GCSE pod videos
2. All lessons are available and separated by paper
3. Support on structuring exam answers available

Microsoft Teams – the key to History resources



- In each paper:**
1. Individual topics
 2. All lessons are available with resources and scans of relevant textbook pages
 3. Revision guides and past paper questions available by topic



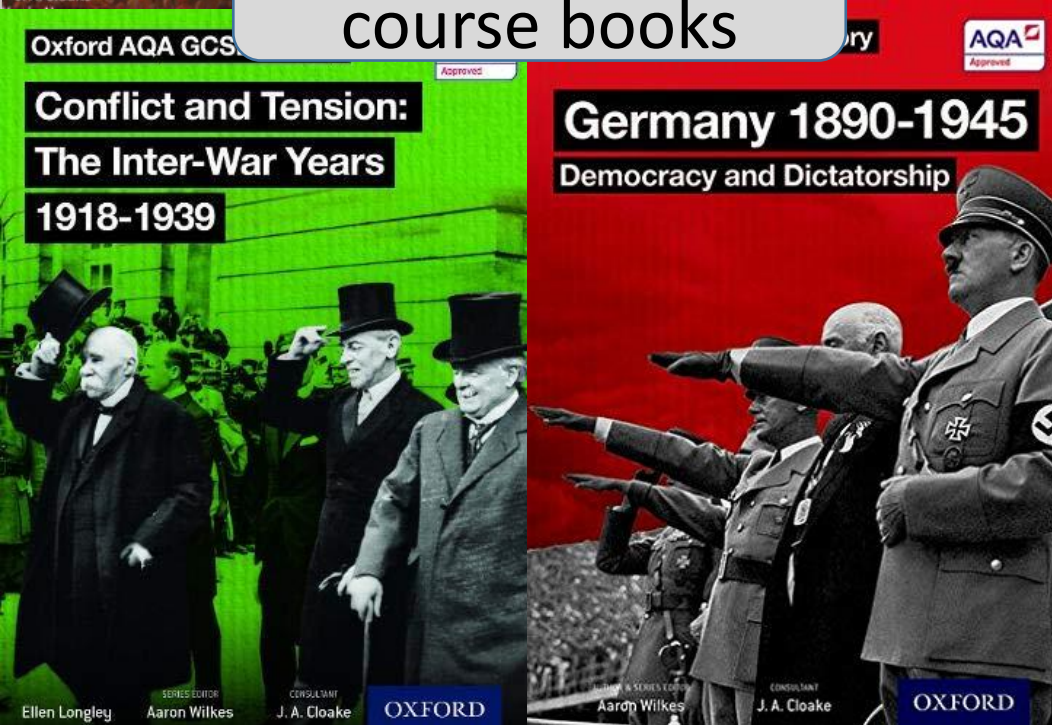
respectful and successful young people

Progress and support

1. **Knowledge organisers** condense all *key* knowledge, these are stuck into books
2. **History drop-in club** runs in the build-up to mocks and exams
3. **MS Teams channel** has all of the resources given to students in class and more
4. **Students will be assessed at the end of each unit with an exam question**, please help you child engage in revision for this. They will receive feedback.
5. **An organised student exercise book** is better than any revision guide money can buy.
6. **Exam practice books** – all students have a red book in which they have question summaries, practice exam style questions and receive and respond to regular feedback



School based
course books



Teachers

10A – Miss Grady

10C – Miss Gregory and Miss Malone

10D – Miss Gregory

If your child wants to do some extra work...

1. Find lessons on MS Teams
2. Use the suggested documentaries/reading when advised to in lessons
3. Speak to the teacher during or after the lesson for additional work

young people



Revision guides:

Available on Scopay from tomorrow!

You will have until 11th November 2024 to order

