

AQA GCSE Geography

The AQA course is broken into three different areas of study:


Paper 1

Living with the
Physical
Environment




Paper 2

Challenges in the
Human
Environment



Paper 3

Geographical
applications



Mr Evans

Deputy
Curriculum
Director –
Humanities

Head of
Geography

What are we learning, and when?



Key Stage 4 – Geography Learning Journey

How will you be assessed?

Paper One – Physical Geography – 35% of GCSE – 1 hour 30 mins

Paper Two – Human Geography – 35% of GCSE – 1 hour 30 mins

Paper Three – Geographical Skills – 30% of GCSE – 1 hour 15 mins

Urban issues and challenges – Bristol (including fieldwork)



Urban issues and challenges - Rio



Year 11 November Mock



Living World



Year 11 March Mock



Resource Management - Water



YEAR 11

GCSE

Year 10 Mock



Coasts



Rivers (including fieldwork)



The changing economic world



The challenge of natural hazards



YEAR 10

Paper 1	Paper 2
Written exam Summer 2025 Time: 1hr 30mins	Written exam Summer 2025 Time: 1hr 30mins
The challenge of natural hazards The living world Physical landscapes in the UK (coasts and rivers)	Urban issues and challenges The changing economic world The challenge of resource management (water)
Paper 3	Teacher names:
Written exam Summer 2025 Time: 1hr 30mins	Mr B Evans Mr J Notton Miss S Beresford
Issue evaluation materials Fieldwork questions	


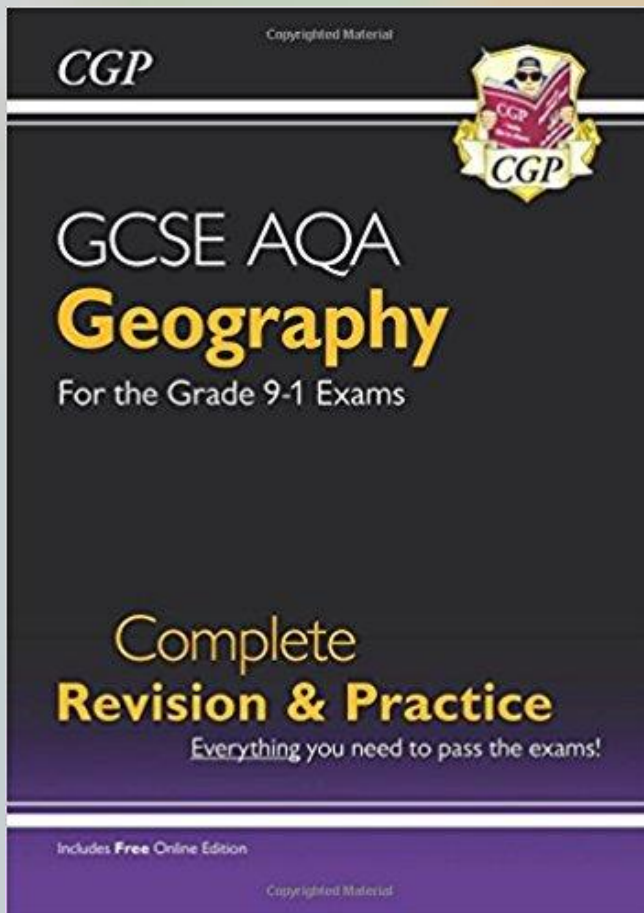
Key points

1. No coursework: All of the grade will be determined by the exams.
2. This is a linear course: This means that all of the learning is assessed in May/June 2024. Therefore, your child's **exercise books** are their best revision tool and must be kept organised, clear and neat.
3. Your children must revise geography regularly; it is a large course of content, and they need to know physical and human geography including case studies.
4. Key terms: This is key, your children must revise the spellings and meanings of keywords.
5. Case Studies: These are real examples of theory we have learnt and have to be used to gain a grade 6+.

Progress and support

1. **Personal Learning Checklists** - these are stuck into books at the start of each unit to enable students to refer back to them regularly when revising.
2. Each unit will be assessed by an **end of unit test**, and student progress will be measured against the scores from these.
3. There will be three sets of mocks: Year 10 – June 2024 and Year 11 – November 2025 and March 2026
4. Homework will be set by class teachers to support their classes needs. This may be:
 - a. Seneca revision
 - b. GCSE Pod revision
 - c. Exam practice
 - d. Condensing notes
 - e. Prior/further reading

Course books and revision



If your child has questions, they can:

1. Refer to their learning journeys to see which lesson and unit they are up to.
 2. Use BROMCOM/MCAS to see their h/w
 3. Speak to the teacher during or after the lesson.
2. Refer to Microsoft Teams pages to see their lessons.

This book is used in school:

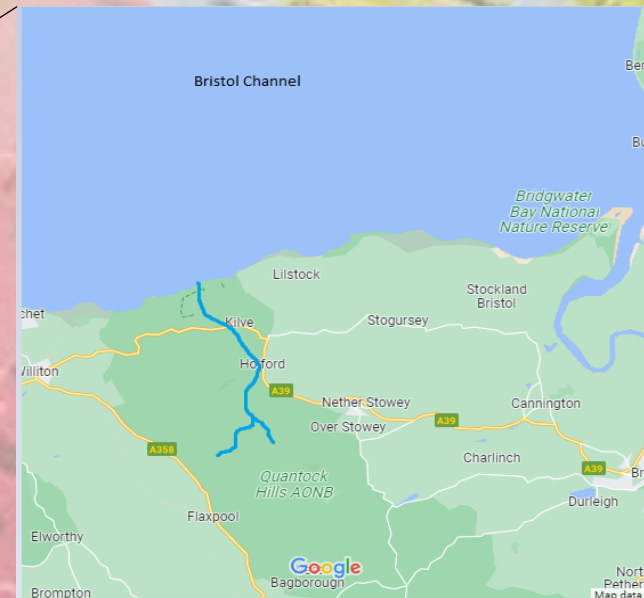
GCSE Geography AQA Student Book
By [Simon Ross](#) (Author) [Nick Rowles](#) (Author)
ISBN:978-0198366614

We recommend this revision books:

CGP GCSE AQA Geography complete revision
and practice ISBN: 9781782946137

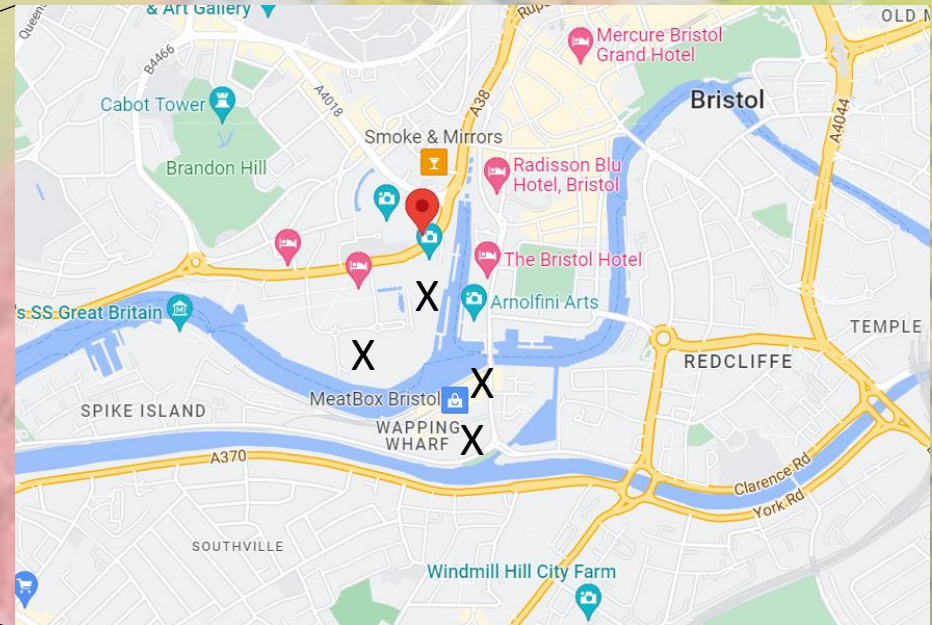
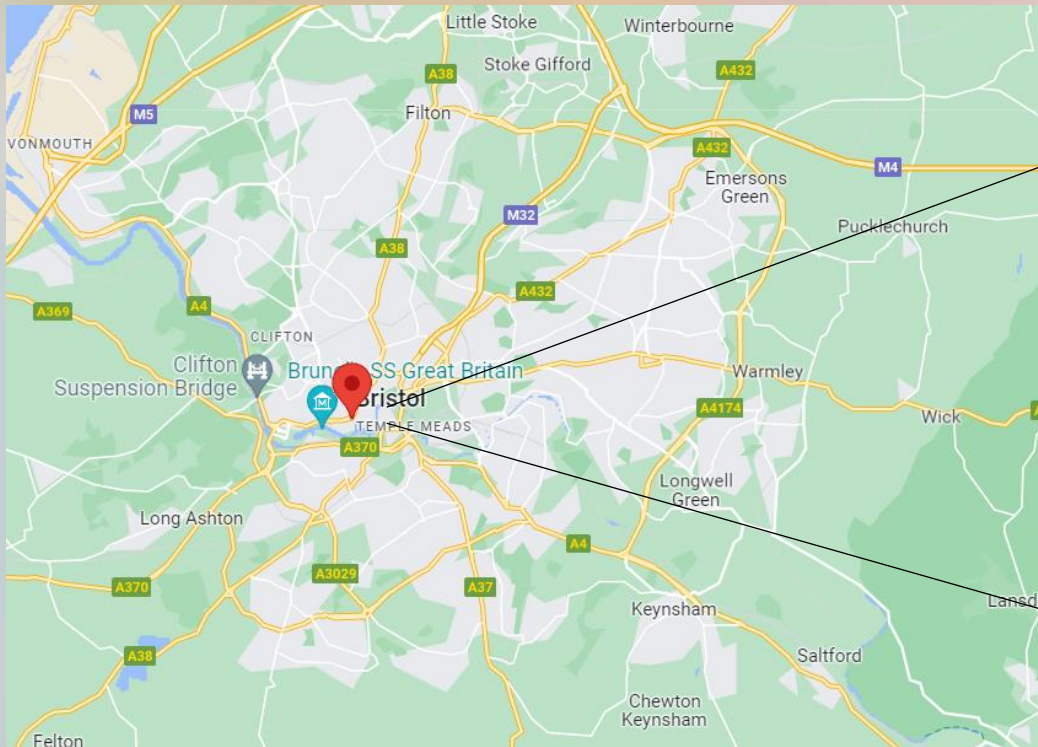
Fieldwork

Fieldwork is a compulsory part of the GCSE course and is delivered in Term 5 of Year 10 and Term 1 of Year 11. Our physical field trip occurs is to the River Holford. Students will measure the flow, width and depth of the river to see if it fits with the Bradshaw Model.



Fieldwork

Fieldwork is a compulsory part of the GCSE course and is delivered in Term 5 of Year 10 and Term 1 of Year 11. Our human trip is to Bristol Harbourside. Students will complete surveys with members of the public on how the space has changed over time and how well it has been regenerated.



Any Questions?

