



Classroom Expectations

At Wellsway School all students have a responsibility to

- Arrive on time to lessons ready to learn
- Follow instructions
- One voice in the classroom
- Remain on task and complete work to the best of your ability
- Be polite, kind and respectful

at all times

Why is school uniform important?

- It promotes a sense of pride in the School
- It creates a sense of community and belonging towards the School
- It is practical and smart
- It makes students feel equal to their peers in terms of appearance



School Uniform Expectations

No False Nails to be worn

Only clear nail varnish is allowed

No Inappropriate hair style

No shaved eyebrows

Do not wear an excessive amount of make-up

Action – A behaviour point will be allocated and you will be sent to Student Support to resolve the issue. If the issue can not be resolved you will be sent home

Jewellery – no more than one stud in each ear.

No facial or tongue piercings

No hooded/tracksuit tops

Action – A behaviour point will be allocated and the item will be confiscated and returned to you at the end of the week

School Uniform Expectations

Incorrect shoes

- Black
- No trainers

No blazer

No tie

Incorrect skirt/trousers


Your tutor will be making direct contact with you parents/carer and ensuring the issue is resolved.

Why does the school have a mobile phone and electronic device policy?

- to avoid students being distracted from their studies because of disruption in lessons
- to remove the risk of damage to or theft of expensive electronic items
- to reduce the potential risk of online bullying

All students have the right to learn and be safe

Mobile Phones and Electronic Devices



- A first offence will mean the phone/electronic device will be confiscated and may be collected by the student at the end of the school day from Student Support.
- A letter will be sent to parents/carers informing them of the confiscation and the incident will be recorded on the student's behaviour record.



- A second offence will mean the phone/electronic device will be confiscated and may be collected by the student at the end of the school day from Student Support.
- A letter will be sent home to parents/carers informing them of the offence and an afterschool Head of House detention will be set.

Mobile Phones and Electronic Devices



- **A third offence will mean the phone/electronic device will be confiscated and may be collected by a parent/carer from the Student Support office.**
- **A letter will be sent home to parents/carers informing them of the offence and a SLT detention will be set.**

It will also be counted as seriously as a repeated third offence if the student challenges the authority of a member of staff by refusing to hand over the phone when requested to do so.

Further information from the policy

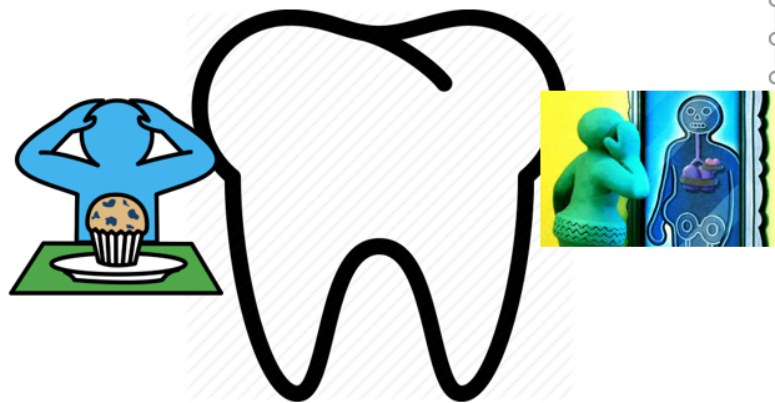
- If a student abuses the code of conduct by using his/her digital music player / tablet/ Smart Watch or any other electronic equipment, it will be confiscated.
- The same procedure will be applied as set out for the misuse of mobile phones.

This means that earplugs or headphones should not be seen on school site.

Why do we have rules about food and drink?

SUGAR SMART
Bath & North East Somerset

How Sugar Smart are you?



Developing confident, respectful and successful young people

Some key rules about food and drink are...

- No chewing gum
- No energy drinks
- No fizzy drinks



Water bottles can be used in lesson (except science)

All students should be punctual to tutor time and lessons

How can you ensure you know which lesson you have?

You should ensure you know...

Which lesson you have for each period

Which classroom the lesson is in

You should ask their tutor at the start of the day if you do not know this information

Top tips

- Keep a paper copy of your timetable
- Use Insight to review your lessons each day

If you ask what lesson or room you have at Student Support more than one time in a term you will receive a Head of House detention.

Why is this rule in place?

- Students who are late to lessons disrupt learning for other students.
- To prepare you for your future lives.
 - At work and home you will need to plan for the day ahead to be successful.

Where can you not go outside at break and lunch?

The areas out of bounds are generally around the perimeter of the school;

- the grass at the front of the school,
- the car park to the side & behind the Languages block.
- the narrow path between the all-weather pitch and Chandag Infants' school,
- the grass beyond the trees towards Chandag Infants' school
- the bottom field,
- the grass around Caged Courts,
- the grass to the side & in front of IKB Academy,
- the area past the large green gates at the corner of Mendip Courts including the car park at the far end of Mendip or around the portacabin, and
- the area past the black gate between Mendip and the Art Block.

Where can you go at break and lunch?

In school the following areas are out of bounds;

- The bank behind Lansdown down to the Sports Centre, between the two sets of steps.
- the staff car park on Lansdown Courts;
- the bike shed on Lansdown Courts;
- the areas between the green container and the Sports Centre;
- and The Sports Centre. (unless participating in a lunch time activity).

Areas out of bounds

Chandag Infants' School & the All Weather Pitch

Beyond Mendip Courts, the Far End of Mendip Building and the Art Block

The Front of School

The Bottom Field

Area Next to Caged Courts and IKB

Sports Centre & Green Storage Container



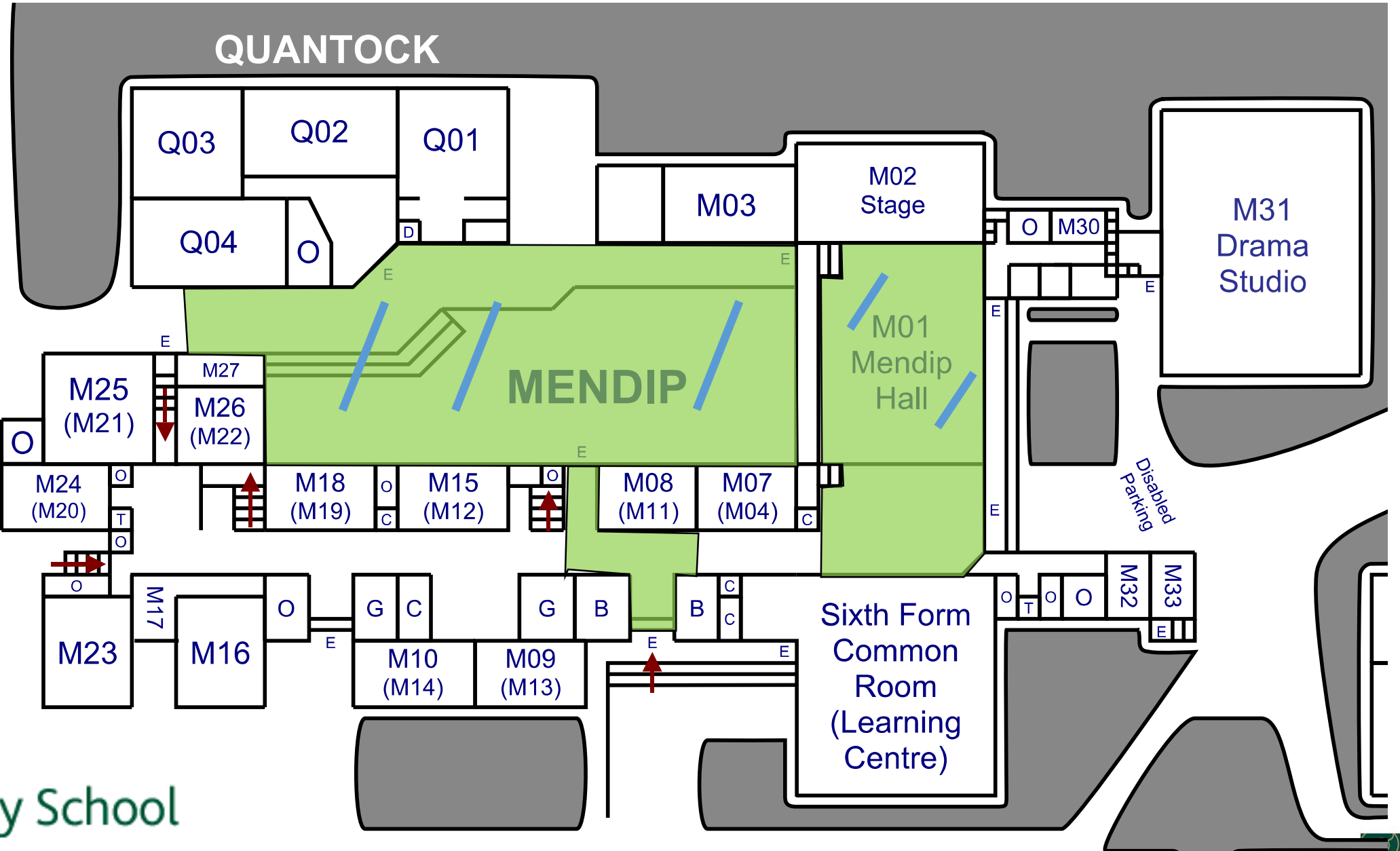
Developing confident, respectful and successful young people

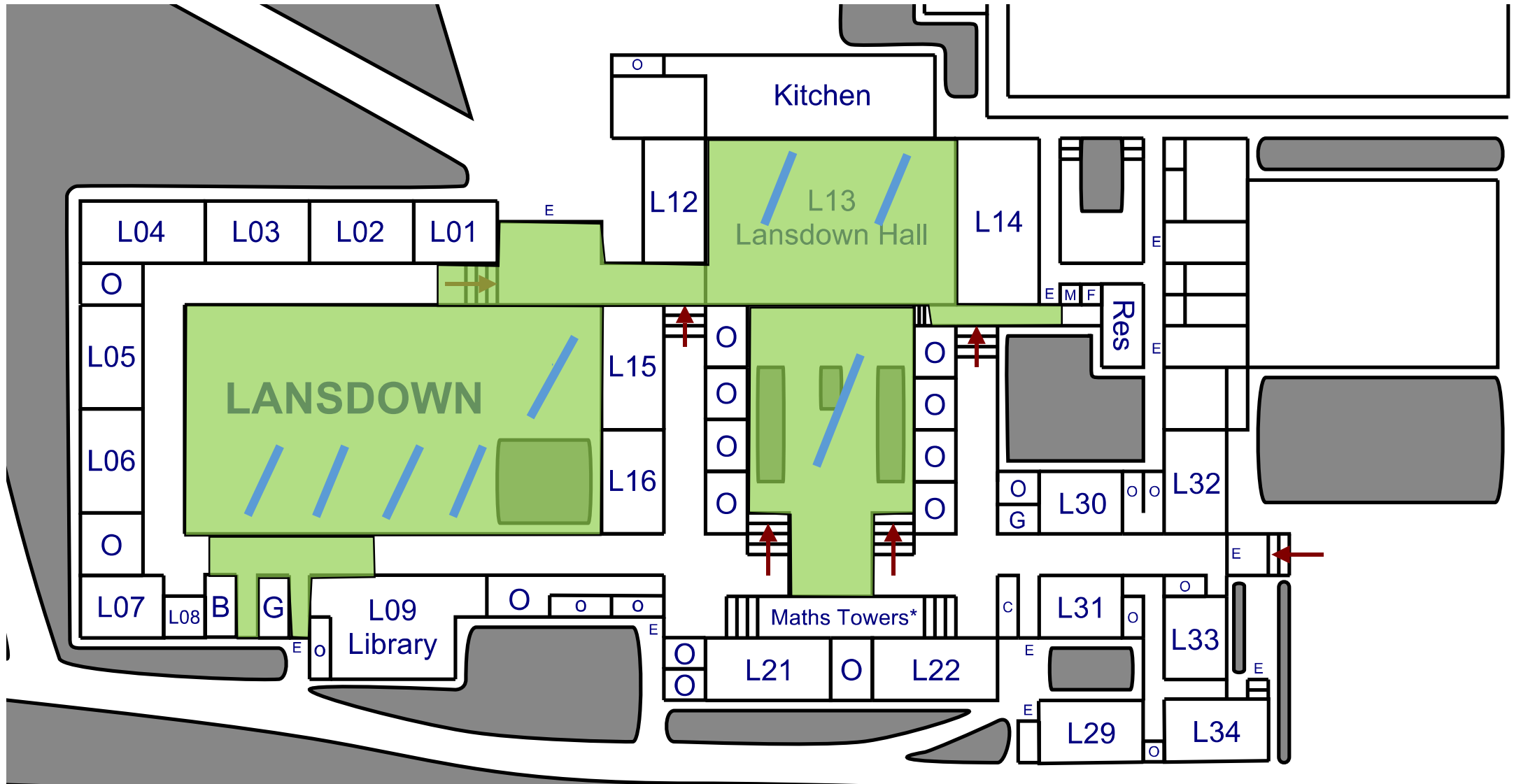
Inside spaces at break and lunch

- A recurring theme - of student voice is the environment around our school site at break and lunchtime.
- It can feel crowded and increasing amounts of litter is being discarded.
- The expectation has always been that there should be no eating in corridors and students shouldn't congregate on stairwells and in corridors.

Inside spaces at break and lunch

- Identified inside spaces where students are allowed at break and lunch: Lansdown Hall, Mendip Hall and the Library.
- Due to limited space, only students who are eating will be allowed in Lansdown Hall at lunch.
- Student council requested more bins and these are now in place in both halls.
- **The green areas show where students are permitted at break & lunch.**
- The remaining areas are for access to lessons only after the warning bell.





Developing confident, respectful and successful young people

Why are restrictions in place in certain areas at break and lunch?

- Making sure students are safe is the most important thing we do!
- **Students have to be supervised at lunch** and to ensure this happens we need to know the areas being used.
- **Students should not be in close to moving vehicles.** This is a high risk situation and accidents could happen.
- A lot of students eat their lunch in Lansdown Hall.
- The space is too small to allow bags or students who are not eating in the hall.
- All students should enter through the entrance by L14 to allow an orderly entrance and ensure no-one pushes to the front of the queue.